


# Commercial Unit Coolers



- Optimised 3/8" Rifle Bore Tube Coils.
- Light Weight Alu Case - 'Signal White' Powder Coat.
- Factory Applied "Blue Coil Coat" Corrosion Protection.
- High Airflow External Rotor Motors.
- Reversible Drain Trays.
- Low Temp Heater Safety Klixon.

## R SERIES

2.9 26.0 kW

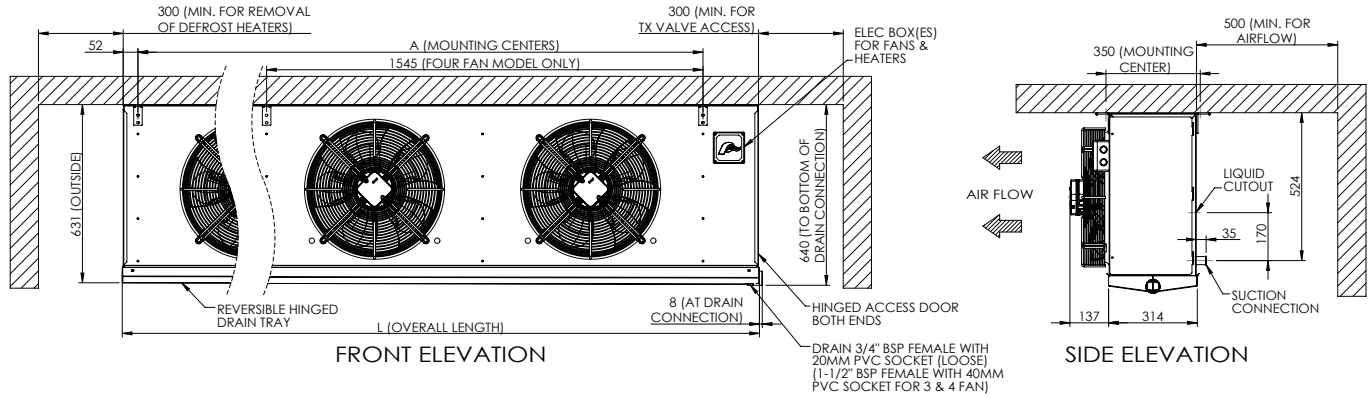
### MEDIUM TEMP

MODELS	RM	40	50	60	90	105	125	120	145	165	180	215	245
Capacity	R404A	4.20	5.13	5.94	8.97	10.77	12.27	12.03	14.52	16.56	18.06	21.75	24.84
kW @ 6 KTD -4°C SST	R449A	4.29	5.22	6.06	9.15	10.98	12.51	12.27	14.79	16.89	18.42	22.17	25.35
	R407F	4.41	5.40	6.24	9.42	11.31	12.87	12.63	15.24	17.37	18.96	22.83	26.07
	R134a	3.72	4.50	5.22	7.92	9.48	10.83	10.62	12.78	14.61	15.96	19.20	21.93
	T.X Valve	R404A	3S2	3S2	4S2	5S2	5S2	6S2	6S2	6S2	TE5-2	TE5-2	TE5-3
HFKESC	R449A	3*2	3*2	3*2	4*2	5*2	5*2	5*2	6*2	TE5-1	TE5-2	TE5-2	TE5-3
	R407F	2X2	3X2	3X2	4X2	5X2	5X2	5X2	6X2	6X2	TE5-2	TE5-2	TE5-3
<i>Danfoss</i>	R134a	3N2	4N2	4N2	6N2	TE5-1	TE5-1	TE5-1	TE5-2	TE5-2	TE5-3	TE5-3	TE5-4

### LOW TEMP

MODELS	RL	35	40	70	80	95	110	140	170
Capacity	R404A	3.42	4.26	7.20	8.37	9.51	11.16	14.19	16.95
kW @ 6 KTD -24°C SST	R449A	3.39	4.20	7.11	8.28	9.42	11.04	14.04	16.77
	R407F	3.39	4.20	7.11	8.28	9.42	11.04	14.04	16.77
	R134a	2.91	3.63	6.12	7.11	8.07	9.48	12.06	14.40
	T.X Valve	R404A	4S2	4S2	6S2	TE5-1	TE5-2	TE5-2	TE5-3
HFKESC	R449A	3*2	4*2	5*2	6*2	6*2	TE5-1	TE5-2	TE5-3
	R407F	3X2	3X2	5X2	6X2	6X2	TE5-1	TE5-2	TE5-2
<i>Danfoss</i>	R134a	4N2	5N2	TE5-1	TE5-1	TE5-2	TE5-2	TE5-3	TE5-4

**DIMENSIONS**



NTS (mm)  
Accessories not shown

**MEDIUM TEMP**

MODELS	RM	40	50	60	90	105	125	120	145	165	180	215	245
Air Throw	m	11.1	11.0	10.9	13.1	13.0	12.9	14.6	14.5	14.4	16.1	16.0	15.9
Air Volume	l/sec	1989	1931	1890	3978	3863	3781	5370	5214	5104	7956	7726	7562
Fan Motors	Ø 450mm	Num.	1	1	1	2	2	2	3	3	4	4	4
		Watts	490	490	490	980	980	980	1470	1470	1960	1960	1960
		Amps	2.36	2.36	2.36	4.72	4.72	4.72	7.08	7.08	9.44	9.44	9.44
Coil	Circuit Vol.	dm3	4.46	4.46	4.46	8.92	8.92	8.92	11.94	11.94	17.91	17.91	17.91
	Connection	Dist Inlet	1/2"	1/2"	1/2"	5/8"	5/8"	5/8"	7/8"	7/8"	7/8"	7/8"	7/8"
	F.Sw	Suct Outlet	3/4"	3/4"	3/4"	7/8"	7/8"	7/8"	1-1/8"	1-1/8"	1-3/8"	1-3/8"	1-3/8"
		fpi	4	6	8	4	6	8	4	6	8	4	6
Defrost	Watts	2090	2090	2090	3620	3620	3620	3650	3650	3650	5410	5410	5410
Dimensions	L	1051	1051	1051	1813	1813	1813	2329	2329	2329	3349	3349	3349
	A	792	792	792	1554	1554	1554	2070	2070	2070	3090	3090	3090
Net Weight	kg	75	75	75	85	85	85	95	95	95	105	105	105

**LOW TEMP**

MODELS	RL	35	40	70	80	95	110	140	170
Air Throw	m	11.1	11.0	13.1	13.0	14.6	14.5	16.1	16.0
Air Volume	l/sec	1790	1737	3580	3476	4833	4594	7160	6954
Fan Motors	Ø 450mm	Num.	1	1	2	2	3	4	4
		Watts	490	490	980	980	1470	1470	1960
		Amps	2.36	2.36	4.72	4.72	7.08	7.08	9.44
Coil	Circuit Vol.	dm3	4.46	4.46	8.92	8.92	11.94	17.91	17.91
	Connection	Dist Inlet	1/2"	1/2"	5/8"	5/8"	7/8"	7/8"	7/8"
	F.Sw	Suct Outlet	3/4"	3/4"	7/8"	7/8"	1-1/8"	1-1/8"	1-3/8"
		fpi	4	6	4	6	4	6	4
Defrost	Watts	3200	3200	5780	5780	7300	7300	10820	10820
Dimensions	L	1051	1051	1813	1813	2329	2329	3349	3349
	A	792	792	1554	1554	2070	2070	3090	3090
Net Weight	kg	76	76	86	86	96	96	106	106

**CAPACITY CORRECTION**

RM @ °C SST	RL @ °C SST	RM @ °C SST	RL @ °C SST
5°	1.17	-20°	1.07
0°	1.07	-25°	0.99
-5°	0.99	-30°	0.89
-10°	0.93	-35°	0.80

**RELATIVE HUMIDITY GUIDE**

Temp Diff	R.H %	Temp Diff	R.H %
2K	94	10K	77
4K	89	12K	73
6K	84	14K	70
8K	81	16K	66


**NOTES:**

- Air throw based on CRMA standard @ 20°C. Multiply figures by 0.94 for 2°C and 0.87 for -18°C.
- Fan motors 220-240V/1/50Hz.
- Defrost heaters 220-240V/1/50Hz. Connect in Y for 380-420V/3/50Hz supply.

Specifications subject to change without notice

The company reserves the right to make specification changes without notice. NZ 31/08/2018

# Commercial Unit Coolers




- Optimised 3/8" Rifle Bore Tube Coils.
- Light Weight Alu Case - 'Signal White' Powder Coat.
- Factory Applied "Blue Coil Coat" Corrosion Protection.
- High Airflow External Rotor Motors.
- Reversible Drain Trays.
- Low Temp Heater Safety Klixon.


## R SERIES

2.9 26.0 kW

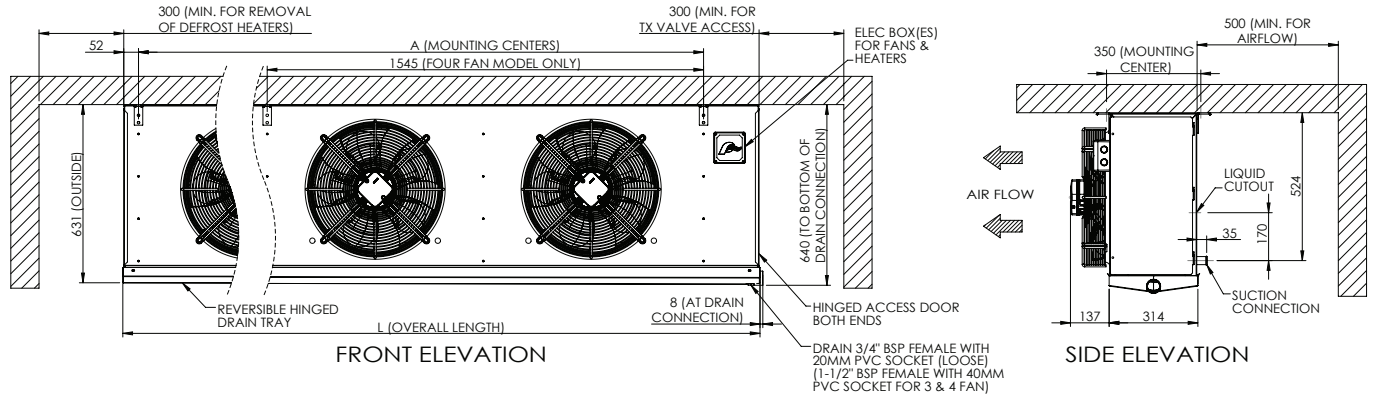
### MEDIUM TEMP

MODELS	RM	40	50	60	90	105	125	120	145	165	180	215	245
Capacity	R404A	4.20	5.13	5.94	8.97	10.77	12.27	12.03	14.52	16.56	18.06	21.75	24.84
kW @ 6 KTD -4°C SST	R449A	4.29	5.22	6.06	9.15	10.98	12.51	12.27	14.79	16.89	18.42	22.17	25.35
	R407F	4.41	5.40	6.24	9.42	11.31	12.87	12.63	15.24	17.37	18.96	22.83	26.07
	R134a	3.72	4.50	5.22	7.92	9.48	10.83	10.62	12.78	14.61	15.96	19.20	21.93
	T.X Valve	R404A	3-SW	3-SW	3-SW	4-SW	4-SW	5-SW	5-SW	6-SW	600SW	600SW	600SW
TIE/TCLE 	R449A	2-BW	2-BW	3-BW	4-BW	4-BW	4-BW	4-BW	5-BW	5-BW	6-BW	500BW	800BW
	R407F	2-NW	2-NW	3-NW	4-NW	4-NW	4-NW	4-NW	5-NW	5-NW	6-NW	550NW	550NW
	R134a	3-MW	3-MW	4-MW	4-MW	5-MW	5-MW	5-MW	6-MW	250MW	350MW	550MW	550MW

### LOW TEMP

MODELS	RL	35	40	70	80	95	110	140	170
Capacity	R404A	3.42	4.26	7.20	8.37	9.51	11.16	14.19	16.95
kW @ 6 KTD -24°C SST	R449A	3.39	4.20	7.11	8.28	9.42	11.04	14.04	16.77
	R407F	3.39	4.20	7.11	8.28	9.42	11.04	14.04	16.77
	R134a	2.91	3.63	6.12	7.11	8.07	9.48	12.06	14.40
	T.X Valve	R404A	3-SW	3-SW	4-SW	5-SW	6-SW	600SW	600SW
TIE/TCLE 	R449A	2-BW	3-BW	4-BW	4-BW	5-BW	5-BW	6-BW	800BW
	R407F	2-NW	3-NW	4-NW	4-NW	5-NW	5-NW	6-NW	550NW
	R134a	3-MW	4-MW	5-MW	5-MW	6-MW	250MW	350MW	550MW

**DIMENSIONS**



NTS (mm)  
Accessories not shown

**MEDIUM TEMP**

MODELS	RM	40	50	60	90	105	125	120	145	165	180	215	245
Air Throw	m	11.1	11.0	10.9	13.1	13.0	12.9	14.6	14.5	14.4	16.1	16.0	15.9
Air Volume	l/sec	1989	1931	1890	3978	3863	3781	5370	5214	5104	7956	7726	7562
Fan Motors	Ø 450mm	Num.	1	1	1	2	2	2	3	3	3	4	4
		Watts	490	490	490	980	980	980	1470	1470	1470	1960	1960
		Amps	2.36	2.36	2.36	4.72	4.72	4.72	7.08	7.08	7.08	9.44	9.44
Coil	Circuit Vol.	dm3	4.46	4.46	4.46	8.92	8.92	8.92	11.94	11.94	11.94	17.91	17.91
	Connection	Dist Inlet	1/2"	1/2"	1/2"	5/8"	5/8"	5/8"	7/8"	7/8"	7/8"	7/8"	7/8"
	F.Sw	Suct Outlet	3/4"	3/4"	3/4"	7/8"	7/8"	7/8"	1-1/8"	1-1/8"	1-1/8"	1-3/8"	1-3/8"
		fpi	4	6	8	4	6	8	4	6	8	4	6
	Defrost	Watts	2090	2090	2090	3620	3620	3620	3650	3650	3650	5410	5410
Dimensions	L		1051	1051	1051	1813	1813	1813	2329	2329	2329	3349	3349
	A		792	792	792	1554	1554	1554	2070	2070	2070	3090	3090
Net Weight	kg		75	75	75	85	85	85	95	95	95	105	105

**LOW TEMP**

MODELS	RL	35	40	70	80	95	110	140	170
Air Throw	m	11.1	11.0	13.1	13.0	14.6	14.5	16.1	16.0
Air Volume	l/sec	1790	1737	3580	3476	4833	4594	7160	6954
Fan Motors	Ø 450mm	Num.	1	1	2	2	3	3	4
		Watts	490	490	980	980	1470	1470	1960
		Amps	2.36	2.36	4.72	4.72	7.08	7.08	9.44
Coil	Circuit Vol.	dm3	4.46	4.46	8.92	8.92	11.94	11.94	17.91
	Connection	Dist Inlet	1/2"	1/2"	5/8"	5/8"	7/8"	7/8"	7/8"
	F.Sw	Suct Outlet	3/4"	3/4"	7/8"	7/8"	1-1/8"	1-1/8"	1-3/8"
		fpi	4	6	4	6	4	6	4
	Defrost	Watts	3200	3200	5780	5780	7300	7300	10820
Dimensions	L		1051	1051	1813	1813	2329	2329	3349
	A		792	792	1554	1554	2070	2070	3090
Net Weight	kg		76	76	86	86	96	96	106

**CAPACITY CORRECTION**

RM @ °C SST	RL @ °C SST	RM @ °C SST	RL @ °C SST
5°	1.17	-20°	1.07
0°	1.07	-25°	0.99
-5°	0.99	-30°	0.89
-10°	0.93	-35°	0.80

**RELATIVE HUMIDITY GUIDE**

Temp Diff	R.H %	Temp Diff	R.H %
2K	94	10K	77
4K	89	12K	73
6K	84	14K	70
8K	81	16K	66

**NOTES:**

- Air throw based on CRMA standard @ 20°C. Multiply figures by 0.94 for 2°C and 0.87 for -18°C.
- Fan motors 220-240V/1/50Hz.
- Defrost heaters 220-240V/1/50Hz. Connect in Y for 380-420V/3/50Hz supply.

Specifications subject to change without notice

The company reserves the right to make specification changes without notice. NZ 06/04/2018